

# Paclitaxel-coated balloons versus percutaneous transluminal angioplasty for infrapopliteal chronic total occlusions: the IN.PACT BTK randomised trial

DOI: 10.4244/EIJ-D-21-00444



Francesco Liistro<sup>1</sup>, MD; Ido Weinberg<sup>2</sup>, MD; Alexandra Almonacid Popma<sup>3</sup>, MD; Mehdi H. Shishehbor<sup>4</sup>, PhD, DO, MPH; Stefanie Deckers<sup>5</sup>, MS; Antonio Micari<sup>6</sup>, MD, PhD

1. San Donato Hospital, Arezzo, Italy; 2. VasCore, Massachusetts General Hospital, Boston, MA, USA; 3. Beth Israel Deaconess Medical Center, Boston, MA, USA; 4. Harrington Heart & Vascular Institute, University Hospital Cleveland Medical Center, Cleveland, OH, USA; 5. Medtronic, Bakken Research Center BV, Maastricht, the Netherlands; 6. Cardiology, University of Messina, Messina, Italy

**Background:** Data are mixed concerning the safety and effectiveness of drug-coated balloons (DCBs) for treating below-the-knee (BTK) lesions.

**Aims:** The aim of this study was to assess the safety and effectiveness of the IN.PACT 014 paclitaxel-coated balloon catheter versus conventional percutaneous transluminal angioplasty (PTA) for infrapopliteal chronic total occlusions (CTOs) in patients with chronic limb-threatening ischaemia (CLTI).

**Methods:** The IN.PACT BTK randomised study is a prospective, multicentre, randomised pilot study. Fifty CLTI participants (Rutherford clinical category 4-5) with BTK CTOs were randomised 1:1 to DCB (N=23) or PTA (N=27). The primary effectiveness endpoint was late lumen loss (LLL) at 9 months post procedure. Safety outcomes up to 9 months included all-cause mortality, major target limb amputation, and clinically driven target lesion revascularisation (CD-TLR).

**Results:** Mean lesion length was 215.41±83.81 mm in the DCB group and 218.19±80.43 mm for PTA (p=0.806). The 9-month angiographic LLL was 0.892±0.774 mm for the DCB group and 1.312±0.720 mm for the PTA group (p=0.070) in a classic analysis, and 0.592±0.944 mm for DCB and 1.260±0.810 mm for PTA (p=0.017) in a subsegmental analysis. The Kaplan-Meier estimated freedom from CD-TLR up to 9 months was 91.1% for DCB and 91.8% for PTA (log-rank p=0.942). At 9 months, 1 patient died in the DCB group and 2 in the PTA group (p=1.000); there were no major target limb amputations in either arm.

**Conclusions:** The 9-month subsegmental LLL was lower after treatment with the IN.PACT 014 DCB compared with PTA with no differences in safety or revascularisation events in a small complex population of patients with BTK CTOs. ClinicalTrials.gov Identifier: NCT02963649.

<https://clinicaltrials.gov/ct2/show/NCT02963649>

SIGN IN TO READ AND DOWNLOAD THE FULL ARTICLE



**NO ACCOUNT YET?  
SIGN UP FOR FREE!**

[CREATE MY PCR ACCOUNT](#)

Join us for free and access thousands of articles from EuroIntervention, as well as presentations, videos, cases from PCRonline.com

[drug-coated balloon](#)   [Total occlusion](#)   [chronic limb-threatening ischaemia](#)   [below the knee disease](#)

[Peripheral interventions](#)   [Below the knee](#)

## Read next article

A EuroIntervention state of the art on glucose management, diabetes and PCI; a mini focus on chronic total occlusions; early spontaneous reperfusion in patients with STEMI; quantitative flow and resistance reserve measurements for coronary microvascular function; balloon aortic valvuloplasty vs medical therapy for patients with severe aortic stenosis needing urgent non-cardiac surgery; IVUS and OFDI in peripheral interventions; and more...

### TOOLBOX

[Print article](#)

[Citations](#)

[Ask for a reprint](#)

[Request permissions](#)

### METRICS

#### Dimensions Badge



0 Total citations  
0 Recent citations

n/a Field Citation Ratio  
n/a Relative Citation Ratio



## RELATED ARTICLES

### Intravascular imaging and histological correlates of medial and intimal calcification in peripheral artery disease

Jinnouchi H et al

October 1, 2021 | 10.4244/EIJ-D-20-01336

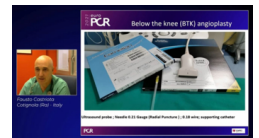

### Long-term safety of drug-coated devices for peripheral revascularisation

Secemsky E et al

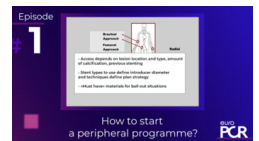
September 20, 2021 | 10.4244/EIJ-D-20-01018

## MORE FROM PCRONLINE

▶ EuroPCR 2021 Hotlines / Late-Breaking Trials: Alster-FLX, ANGIE, COLOR, CREDESCENCE BRS, and P3



▶ PCR Peripheral for beginners - How to start a peripheral programme?



## POPULAR THIS MONTH



### An EAPCI Expert Consensus Document on Ischaemia with Non-Obstructive Coronary Arteries in Collaboration with European Society of Cardiology Working Group on Coronary Pathophysiology & Microcirculation Endorsed by Coronary Vasomotor Disorders International Study Group

Vijay Kunadian et al

### Double kissing crush bifurcation stenting: step-by-step troubleshooting

Allison B. Hall et al

Ricardo Santiago et al

### Coronary sinus narrowing for the treatment of refractory angina: a multicentre prospective open-label clinical study (the REDUCER-I study)

Stefan Verheye et al

### Coronary sinus reducer therapy for refractory angina: is it ready for prime time?

Michael Foley, Rasha K. Al-Lamee



NEW ISSUE

**State-of-the-Art on Glucose Management, Diabetes and PCI; a Mini Focus on CTOs and more...**

OCTOBER 1, 2021

STATE OF THE ART

**Glucose-Lowering Therapy in Patients undergoing Percutaneous Coronary Intervention**

Isabelle Johansson et al.

OCTOBER 1, 2021

AHEAD OF PRINT

**Predictors of rotational atherectomy**

Sean Fitzgerald et al.

OCTOBER 6, 2021

AHEAD OF PRINT

**Temporal trends in clinical outcomes after PCI**

Taku Asano et al.

OCTOBER 5, 2021

EDITORIAL

**Early Spontaneous Reperfusion after Acute Myocardial Infarction: True Association with Plaque Phenotype or Simple Clinical Observation?**

OCTOBER 1, 2021



AHEAD OF PRINT

## IN.PACT BTK randomised study nine-month results

Francesco Liistro et al.

OCTOBER 5, 2021

EDITORIAL

## In-Stent CTOs: Same Story with a Different Conclusion?

James C. Spratt et al.

OCTOBER 1, 2021

## CORONARY

**Optical coherence tomography-guided percutaneous coronary intervention in a patient with an iatrogenic coronary artery stenosis**

Ostojic Z, Bulum J

**Angiographic predictors of unplanned rotational atherectomy in complex calcified coronary artery disease: a pooled analysis from the randomised ROTAXUS and PREPARE-CALC trials**

Fitzgerald S et al

**Temporal trends in clinical outcomes after percutaneous coronary intervention: a systematic review of 66,327 patients from 25 all-comers trials**

Asano T et al

## VALVULAR DISEASE

**Balloon aortic valvuloplasty for severe aortic stenosis before urgent non-cardiac surgery** 🔒

Debry N et al

**Computer-based prediction of coronary artery compression in the planning of transcatheter pulmonary valve implantation** 🔒

Pluchinotta F et al

**A novel technique for percutaneous mitral balloon valvuloplasty** 🔒

Aurigemma C et al

## HEART FAILURE

**Percutaneous Edge-To-Edge Mitral Repair in the Presence of Mitral Annulus Calcification** 🔒

Fernandez Peregrina E et al

**Quantitative flow ratio for functional evaluation of in-stent restenosis** 🔒

Liontou C et al

**Culprit lesion location and outcomes in patients with multivessel disease and infarct-related cardiogenic**



---

## Paclitaxel-coated balloons versus percutaneous transluminal angioplasty for infrapopliteal chronic total occlusions: the IN.PACT BTK randomised trial

Liistro F et al

## Intravascular imaging and histological correlates of medial and intimal calcification in peripheral artery disease

Jinnouchi H et al

## Long-term safety of drug-coated devices for peripheral revascularisation

Secemsky E et al

# HYPERTENSION

## Quantitative flow ratio for functional evaluation of in-stent restenosis

Liontou C et al

## Balloon Pulmonary Angioplasty in Chronic Thromboembolic Pulmonary Hypertension: A Multicenter Registry

Darocha S et al

## EAPCI Core Curriculum for Percutaneous Cardiovascular Interventions (2020): Committee for Education and Training European Association of Percutaneous Cardiovascular Interventions (EAPCI). A branch of the European Society of Cardiology.

Van Belle E et al

# STROKE

## Near-infrared spectroscopy carotid plaque characteristics and cerebral embolism in carotid artery stenting

Nakagawa I et al

## Computed Tomography-Based Selection of Transseptal Puncture Site for Percutaneous Left Atrial Appendage Closure

De Backer O et al

## First-in-human results of the Omega left atrial appendage occluder for patients with non-valvular atrial fibrillation

Wilkins B et al

---

## About the journal

[Editorial team](#)

[Disclaimer](#)

[Privacy policy](#)



---

[Archives](#)

[Subscribe](#)

## **Authors**

[Submit your paper](#)

[Instructions](#)

## **Services**

[Advertise](#)

[Reprints / ePrints](#)

[Rights and permissions](#)

## **Textbooks**

[The PCR-EAPCI textbook](#)

[The history of angioplasty](#)

[Percutaneous cardiac interventions](#)

[Coronary stenosis](#)

## **Follow us**

[Facebook](#)

[Twitter](#)

---

Impact factor: 6.534  
2020 Journal Citation Reports®  
Science Edition (Clarivate Analytics, 2021)  
Online ISSN 1969-6213 - Print ISSN 1774-024X  
© 2005-2021 Europa Group - All rights reserved

